

2011 First Quarter Review of Operations

General Committee Meeting

May 30, 2011

First Quarter Results of Operations

(excluding Planning & Design, Engineering, Building Services and Waterworks)

Town's Q1 Results of Operations
Unfavourable Variance of (\$0.598M) vs. Budget

Revenues
Unfav. var. of (\$0.149M)

Personnel
Fav. var. of \$0.342M

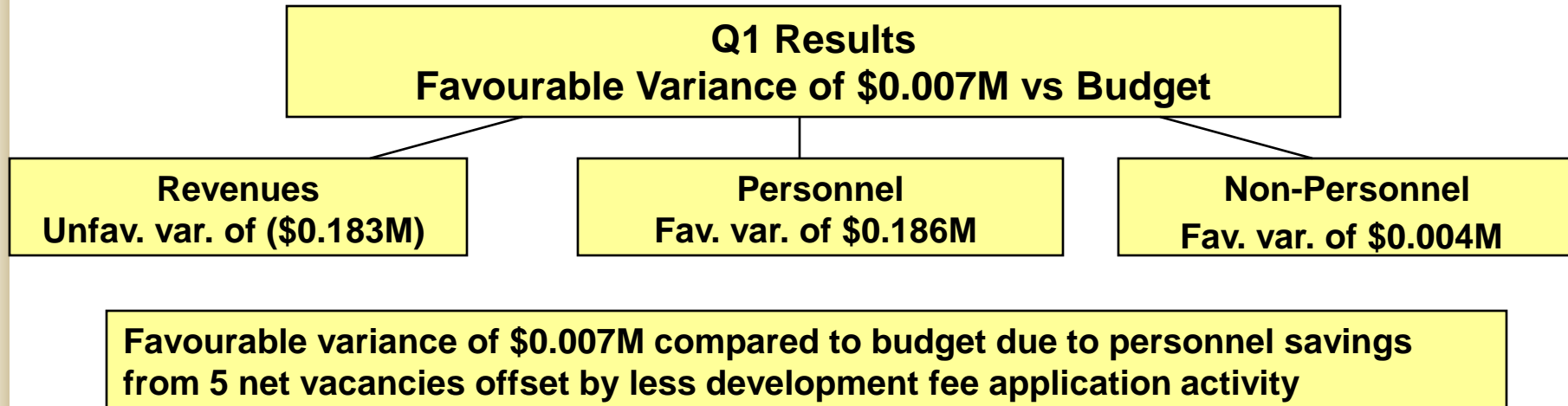
Non-Personnel
Unfav. var. Of (\$0.791M)

Revenues	Fav./(Unfav.)
Recreation Revenue	\$ (0.317) M
Investment Income	0.107 M
Other	0.061 M
Total	\$ (0.149) M

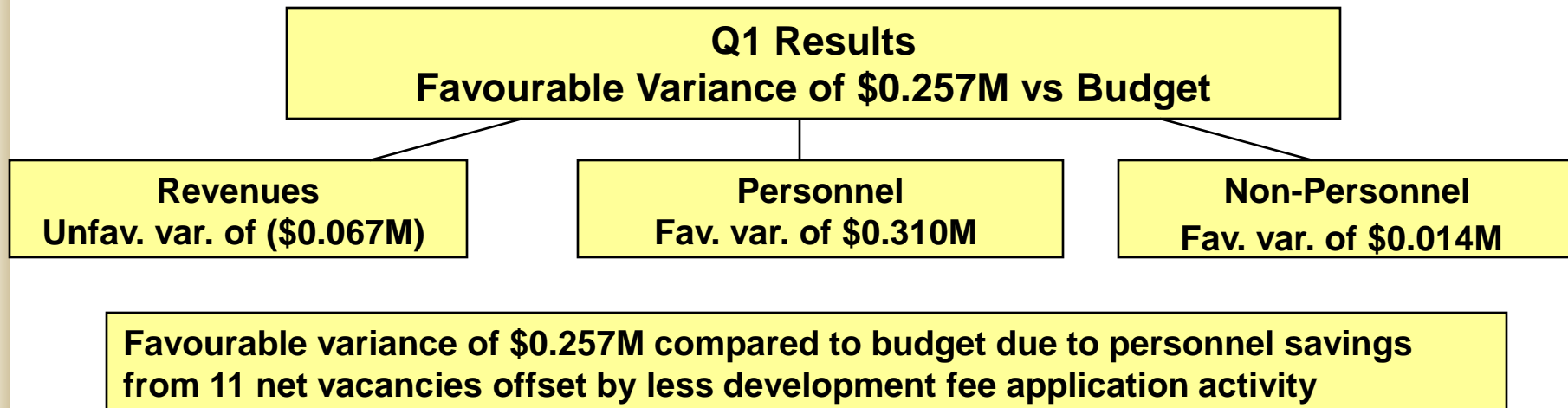
Full Time Salaries	\$0.576M
Overtime	(\$0.142M)
Other	(\$0.092M)
Total	\$0.342M

Non-Personnel Expenditures	Fav./(Unfav.)
Winter Maintenance (Net of Phase-in)	(0.969) M
Training, Office Supplies, Travel, Advertising & Promotion, Professional Services	0.207 M
Contracted Service Agreements	0.141 M
Operating Materials & Supplies	0.113 M
Fuel	0.051 M
Non-personnel Expenditure Gapping	(0.242) M
Other	(0.092) M
Total	\$ (0.791) M

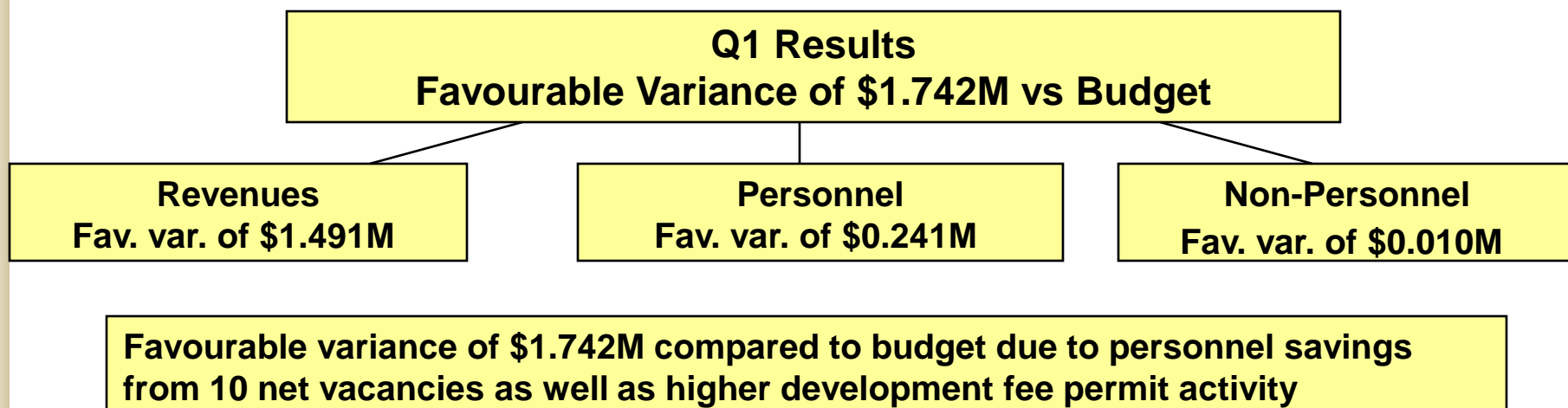
Planning & Design Operating Budget



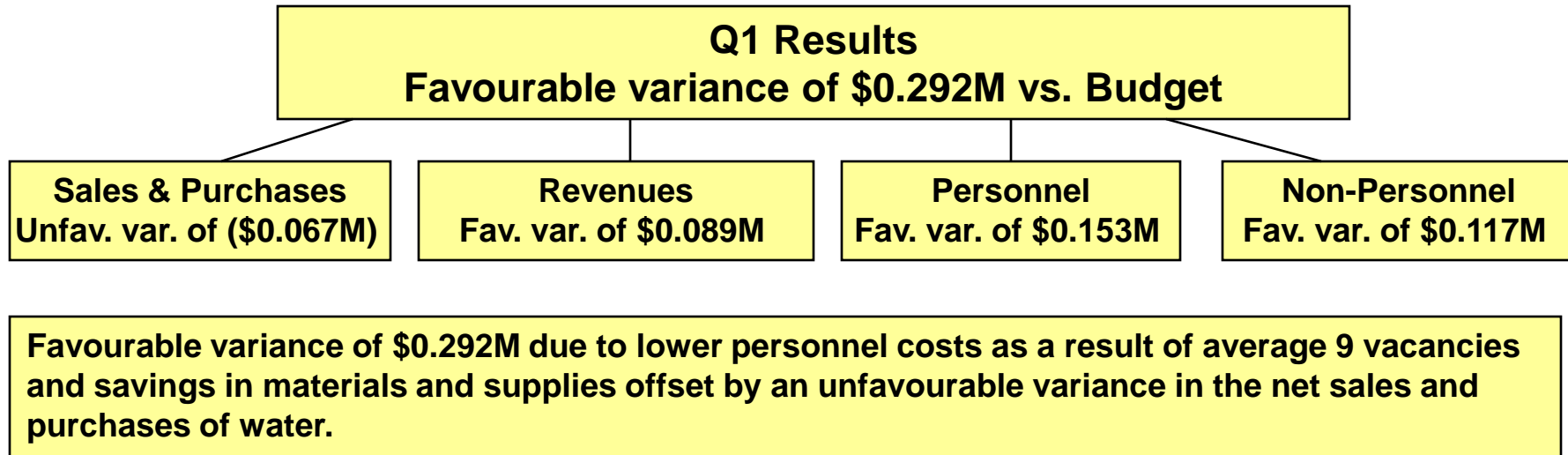
Engineering Operating Budget



Building Standards Operating Budget



Waterworks Operating Budget



Next Steps

- Staff will continue to monitor the results of Operations each month and identify strategies, where necessary, to mitigate the unfavourable variance from winter maintenance
- Staff will provide a year-end projection as part of the June 2011 year-to-date review of operations.